

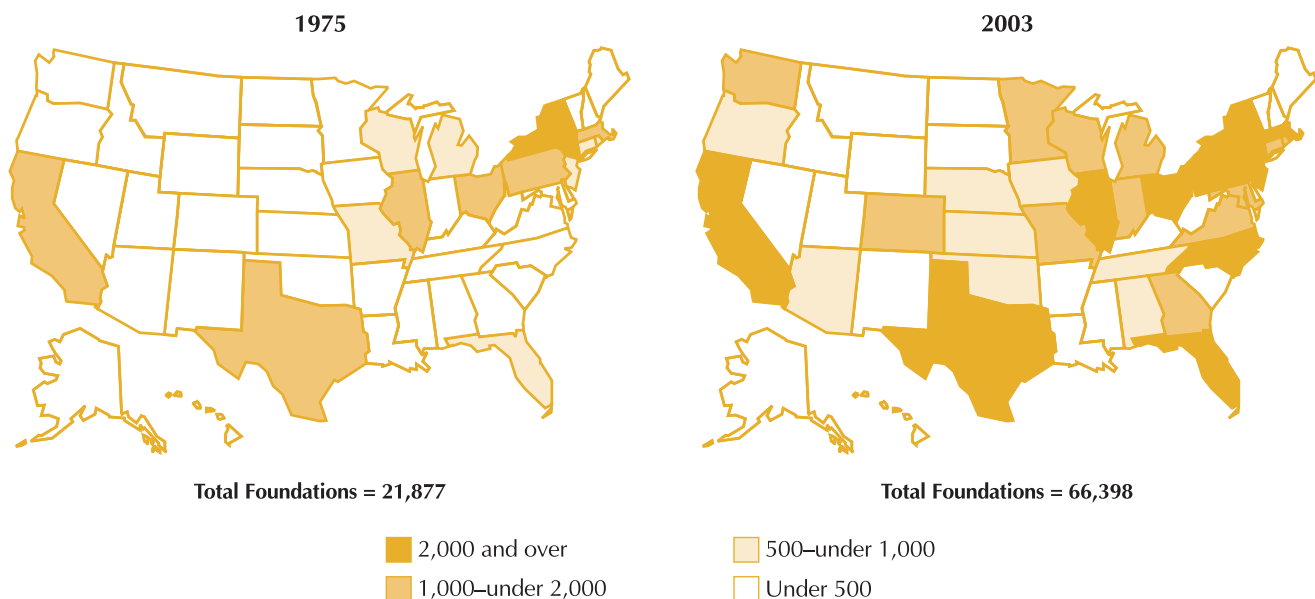
*The West surpassed the Midwest by share of overall foundation giving for the first time on record*

## Overview

Giving by the nation's over 66,000 grantmaking foundations slipped 0.4 percent to \$30.3 billion in 2003, following a 0.2 percent dip in the prior year. Nonetheless, foundations in the Northeast raised their level of giving 3.1 percent in the latest year, led by strong growth in funding by foundations based in Maine and New Jersey. Similarly, grantmakers in the West managed a 1.3 percent increase in their giving, buoyed by gains in giving by foundations in Wyoming and California. In contrast, Midwestern and Southern foundations registered declines of 5.4 percent and 2.4 percent, respectively. By share of overall giving, the Northeast continued to lead, followed by the South. The West ranked third, surpassing the Midwest for the first time on record.

While the pattern of giving was mixed, foundation assets rebounded in all four regions. This upturn reflected the stock market recovery and the improved economic climate. Overall, foundation assets rose 9.5 percent in 2003, ending two consecutive years of decline. Still, total assets remained below the peak level reached in 2000.

### The number of states with at least 1,000 foundations jumped from seven in 1975 to 22 in 2003



Source: The Foundation Center, *Foundation Yearbook*, 2005.

For more information on this report, published in June 2005, contact Josie Atienza, research analyst/coordinator of the *Foundations Today Series*, at 212-620-4230, or e-mail, [jsa@fdncenter.org](mailto:jsa@fdncenter.org). *Foundation Yearbook* "Highlights" are also available at [www.fdncenter.org](http://www.fdncenter.org).

## Current State of Foundation Giving

- Giving rebounded to an estimated \$32.4 billion in 2004, up 7 percent from \$30.3 billion in 2003
- Giving in 2005 is likely to increase modestly, with growth tempered by economic uncertainty and fluctuations in the stock market

## Foundation Growth, Giving, and Assets Through 2003

- Number of foundations reached a record 66,398 in 2003, up 2.4 percent from 2002
- Giving by the nation's grantmaking foundations slipped 0.4 percent to \$30.3 billion in 2003
- Assets of all active U.S. foundations rebounded to \$476.7 billion, but remained below the record \$486.1 billion reached in 2000
- Gifts into foundations in 2003 totaled \$24.9 billion, a 12 percent gain over the prior year
- Total value of gifts of \$5 million or more grew 18 percent to \$17.9 billion

### About *Foundation Yearbook*

*Foundation Yearbook*, 2005 Edition, documents changes in the actual number, giving, and assets of all active U.S. foundations from 1975 through 2003 and provides estimates of foundation giving through 2004. The report provides an overview of the state of foundation giving in the current year and beyond; comparisons of foundation activities by foundation size; and breakdowns of foundation resources by geographic location and grantmaker type. *Foundation Yearbook* is part of the *Foundations Today Series* of annual research reports on foundation growth and trends in foundation giving.

Findings presented in *Foundation Yearbook* are based on aggregate fiscal data collected by the Foundation Center on all active U.S. foundations. Estimates for 2004 are based on survey figures reported by over 900 large and mid-size foundations combined with year-end fiscal indicators.

## Foundations by Region and State

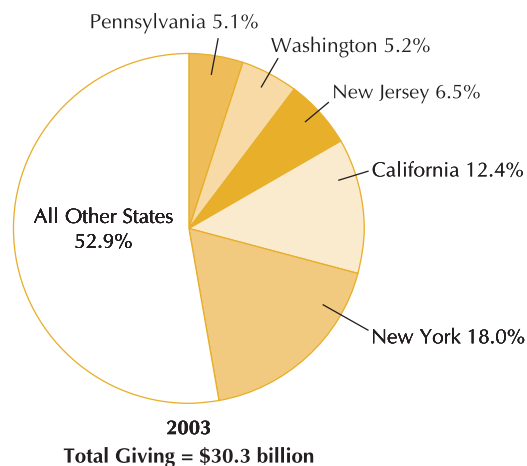
### Regions:

- West experienced fastest rate of growth in number of foundations in 2003
- Northeast ranked first by percentage growth in giving in 2003
- West surpassed Midwest by share of overall giving for the first time on record
- All four regions showed asset gains in latest year
- West registered largest increase in assets in 2003

### States:

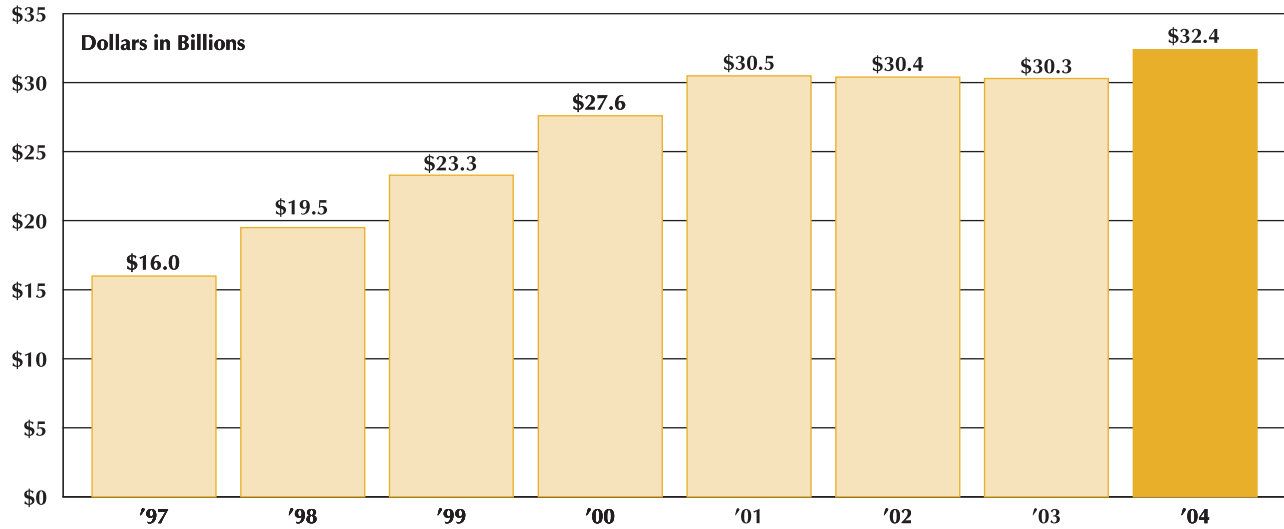
- Maine experienced most rapid rate of growth in giving in 2003
- New Jersey led in actual grant dollar gain in latest year
- New York foundations reported largest amount of giving overall
- Delaware registered fastest rate of growth in assets in 2003
- All but four states reported asset increases in 2003
- California topped all states in actual asset dollar gain

### Foundations in five states accounted for close to half of 2003 giving



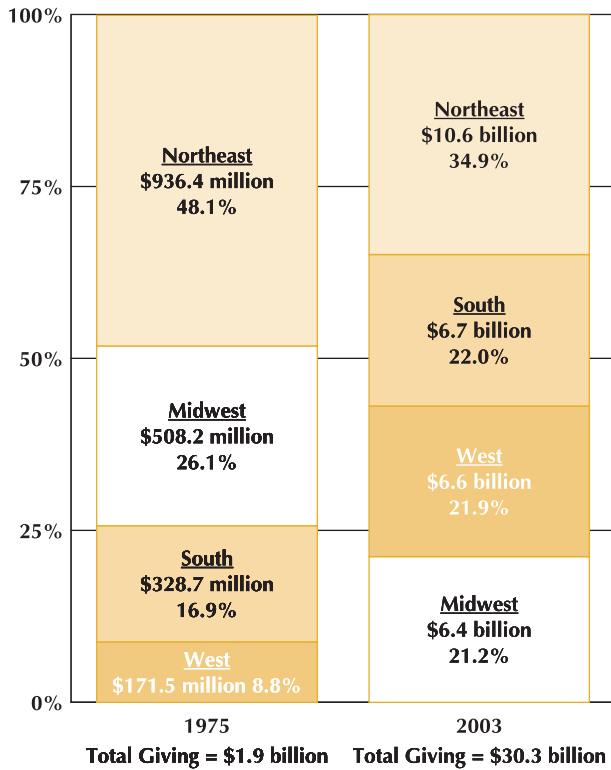
Source: The Foundation Center, *Foundation Yearbook*, 2005.

**Despite slight reductions in 2002 and 2003, foundation giving has more than doubled since 1997**



Source: The Foundation Center, *Foundation Yearbook*, 2005. Figure estimated for 2004. All figures based on current dollars.

**For the first time on record, the West surpassed the Midwest by share of overall giving in 2003**



Source: The Foundation Center, *Foundation Yearbook*, 2005. Figures based on unadjusted dollars. Due to rounding, percentages may not total 100. Total giving figure includes foundations based in the Caribbean and South Pacific, which accounted for 0.0 percent of total foundation giving in 1975 and 2003.

**Foundation Profile, 2002 to 2003**

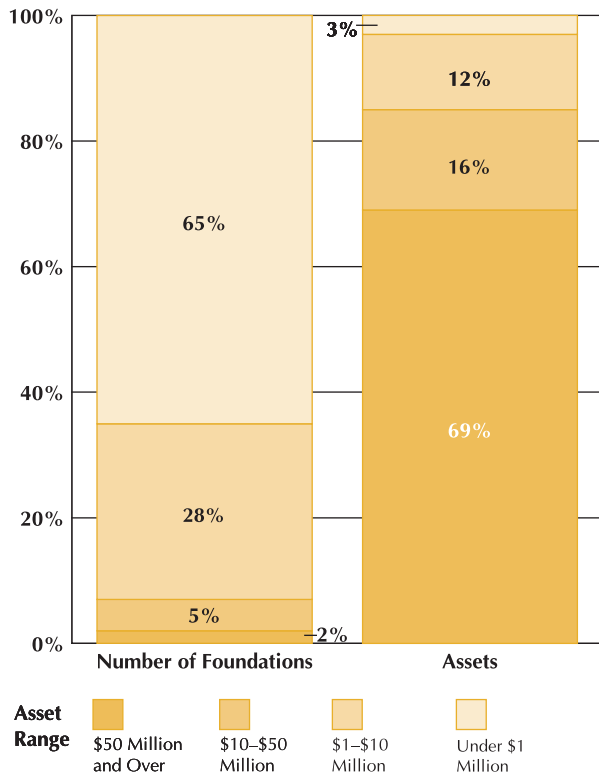
	2002	2003	% Change
<b>All Foundations</b>			
No. of Foundations:	64,843	66,398	2.4
Total Giving:	\$ 30,432	\$ 30,309	-0.4
Total Assets:	\$435,190	\$476,713	9.5
Gifts Received:	\$ 22,163	\$ 24,858	12.2
<b>Independent</b>			
No. of Foundations:	57,834	58,991	2.0
Total Giving:	\$ 23,254	\$ 22,568	-2.9
Total Assets:	\$364,143	\$399,138	9.6
Gifts Received:	\$ 13,952	\$ 15,846	13.6
<b>Corporate</b>			
No. of Foundations:	2,362	2,549	7.9
Total Giving:	\$ 3,457	\$ 3,466	0.2
Total Assets:	\$ 14,428	\$ 15,447	7.1
Gifts Received:	\$ 3,002	\$ 3,234	7.7
<b>Community</b>			
No. of Foundations:	661	699	5.7
Total Giving:	\$ 2,526	\$ 2,532	0.2
Total Assets:	\$ 29,772	\$ 34,153	14.7
Gifts Received:	\$ 3,175	\$ 3,476	9.5
<b>Operating</b>			
No. of Foundations:	3,986	4,159	4.3
Total Giving:	\$ 1,177	\$ 1,744	46.0
Total Assets:	\$ 26,847	\$ 27,975	4.2
Gifts Received:	\$ 2,035	\$ 2,302	13.1

Source: The Foundation Center, *Foundation Yearbook*, 2005. Dollars in millions. Percent change represents current dollars. Includes only foundations that awarded grants in the latest fiscal year.

## Giving and Growth of Independent, Corporate, and Community Foundations

- Giving by independent foundations decreased 2.9 percent in 2003, the second consecutive year of decline

### Only two percent of foundations held nearly seven out of ten asset dollars in 2003



Source: The Foundation Center, *Foundation Yearbook*, 2005.

- Independent foundations accounted for nearly three-quarters of grant dollars
- Independent foundation assets rose 9.6 percent, following a 7.6 percent decline in 2002
- Corporate foundation giving inched up 0.2 percent in 2003, compared to a 5.3 percent gain in 2002
- Assets of corporate foundations rebounded to \$15.4 billion, a 7.1 percent gain from 2002
- Giving by community foundations registered a 0.2 percent uptick in 2003, following a 5.1 percent rise in 2002
- Community foundation assets increased 14.7 percent in the latest year, exceeding the asset gains reported by independent, corporate, and grantmaking operating foundations

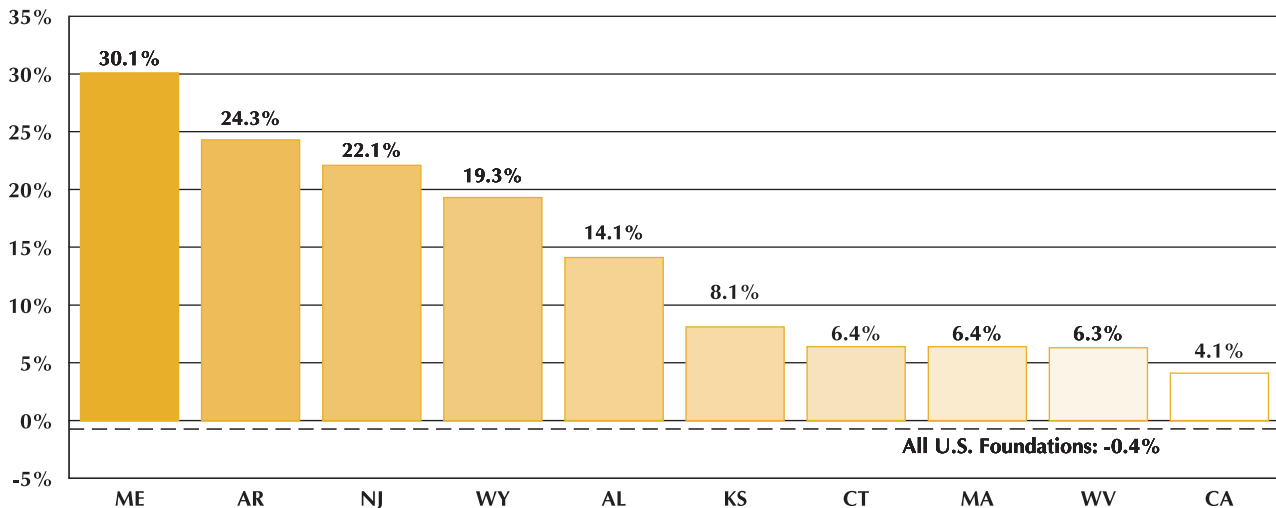
### ORDER TODAY!

*Foundation Yearbook*, 2005 Edition, is available for \$45 or as part of the *Foundations Today Series*, our three-book set of research reports (\$95).

Online [www.fdncenter.org/marketplace](http://www.fdncenter.org/marketplace)  
Toll-Free 800-424-9836 (9 am-5 pm EST)

Call for bulk order discount information, or to pay by check.

### Maine led all other states by rate of growth of foundation giving between 2002 and 2003



Source: The Foundation Center, *Foundation Yearbook*, 2005. Percent change based on current dollars.